


Ask an
Adult
for help!



Design a Doll Competition




The winning design will
be made into a real doll!

How to design your new best friend:

1. Print out the 'Design a Doll' pack.
2. Pick your new best friends, and their outfits.
3. Colour all of the items in including skin colour, hair, shoes and clothing.
4. Remember to accessorise!
5. Give your doll a name.
6. Submit to Bigjigs Toys Ltd Unit B, Kingsmead, West Park Farm Ind. Estate, Folkestone, Kent CT19 5EU for entry to Design a Doll Competition.

The winner will receive: Your doll will be made & you will receive your personally designed handmade doll!

Colour me in
from top to toe!



Dolls name: _____

Designers name: _____


Designers Age: _____

Address: _____

Contact email _____

/telephone number: _____

Colour me in
from top to toe!



Dolls name: _____

Designers name: _____


Designers Age: _____

Address: _____

Contact email _____

/telephone number: _____

Colour me in
from top to toe!



Dolls name: _____

Designers name: _____

Designers Age: _____

Address: _____

Contact email _____

/telephone number: _____

Choose your outfit!

Remember to accessorise and get creative with colours!

NOTE: Be careful with scissors, please get an adult to help you cut and stick your outfit choices on to your doll.

